





Do not scale from drawings unless by agreement with HTA. Use figured dimensions only. Check all dimensions on site prior to commencing the works. Drawing to be read in conjunction with other relevant consultant information.

This drawing is the copyright of HTA Design LLP and must not be copied or reproduced in part, or in whole, without the express permission of HTA Design LLP. Drawing to be read in conjunction with outline specification.



- Detailed application boundary
- - - - - Outline application boundary (illustrative)

landscape character areas

-  Residential street
-  Linear park
-  The Lake
-  Adventure Playground
-  Front and back private gardens

Rev	Date	Drawn	Description
B	17.08.20	CSA	For Planning - Changes to key
A	13.08.20	CSA	For Planning - General amendments
-	31.07.20	CSA	For Planning

status
FOR PLANNING
 client / project
Be First
Padnall Lake Marks Gate Estate
 drawing title
Illustrative Landscape Masterplan

drawing number
BEF-PBL HTA-L DR-2100
 scale @ A1
1:1200

revision
B
 project code
BEF-PBL

HTA Design LLP
 73 Chamber Street
 London, E1 8BL
 020 7485 8555
 www.hta.co.uk

HTA Design LLP
 59 Macdonald Road
 Edinburgh, EH7 4NS
 0131 344 4742
 www.hta.co.uk

